

Forms of delivery

Rolls, ex warehouse

Thickness: 12.5 and 25 mm
Length: 5,000 mm
Width: 1,500 mm

Customized strips and pads, self-adhesive versions and special roll lengths available on request.

Technical details

Maximum static load bearing capacity

0.042 N/mm²

Maximum dynamic load bearing capacity
for intermitted loadings


0 to 0.062 N/mm²

Rare, short term peak loads

up to 1.200 N/mm²

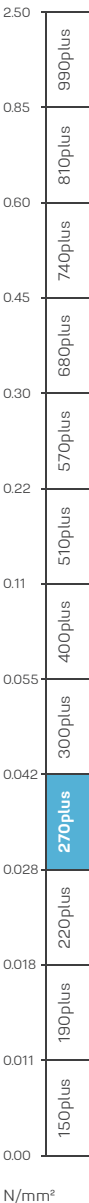
Certification

Cradle to Cradle Certified® is a registered trademark of the Cradle to Cradle Products Innovation Institute.



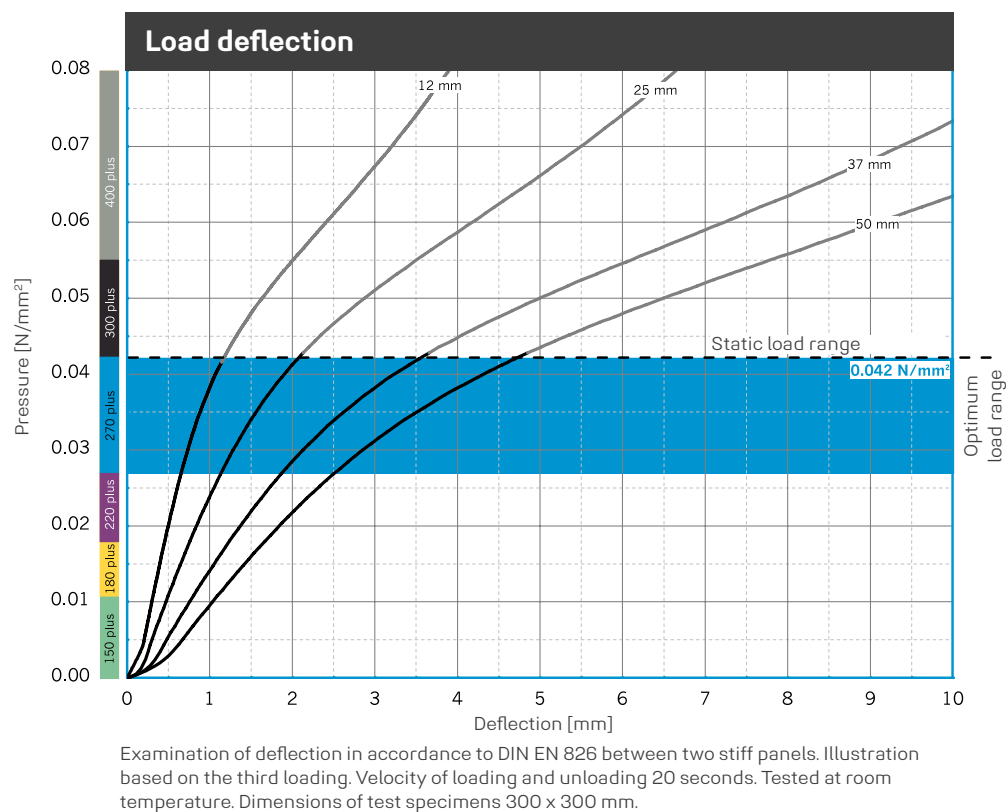
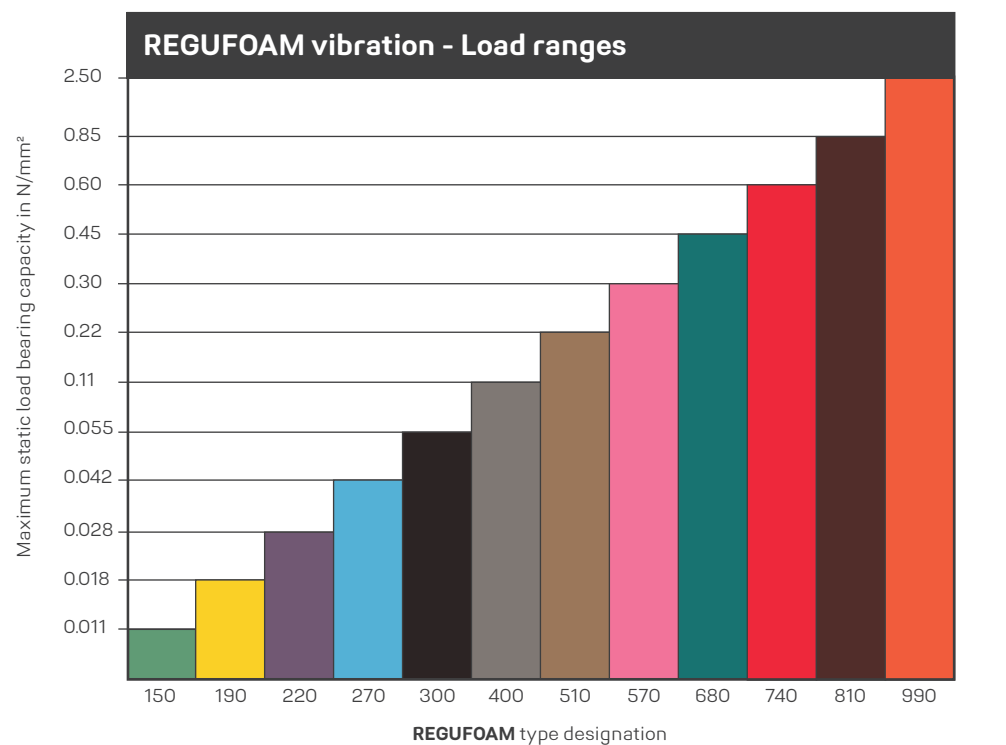
REGUFOAM vibration 270plus
is Cradle to Cradle Certified®
at the Bronze level.

Physical property	Norm	Result	Comment
Static modulus of elasticity	Based on EN 826	0.25 - 0.45 N/mm²	Tangential modulus, see figure "modulus of elasticity"
Dynamic modulus of elasticity	Based on DIN 53513	0.60 - 1.05 N/mm²	Depending on frequency, load and thickness, see figure "dynamic stiffness"
Mechanical loss factor	DIN 53513	0.2	Load-, amplitude- and frequency-dependent
Compression set	Based on DIN EN ISO 1856	3.2 %	Measured 30 minutes after decompression with 50 % deformation / 23 °C after 72 hrs
Tensile strength	Based on DIN EN ISO 1798	0.9 N/mm²	
Elongation at break	Based on DIN EN ISO 1798	210 %	
Tear resistance	Based on DIN ISO 34-1	4.5 N/mm	
Fire behaviour	DIN 4102 DIN EN 13501-1	B2 E	
Sliding friction	REGUPOL-laboratory REGUPOL-laboratory	0.7 0.8	Steel (dry) Concrete (dry)
Compression hardness	Based on DIN EN ISO 3386-2	63 kPa	Compressive stress at 25 % deformation test specimen h = 25 mm
Rebound elasticity	Based on DIN EN ISO 8307	38 %	dependent on thickness, test specimen h = 25 mm
Force reduction	DIN EN 14904	70 %	dependent on thickness, test specimen h = 25 mm



N/mm²

REGUFOAM VIBRATION 270PLUS



REGUFOAM VIBRATION 270PLUS

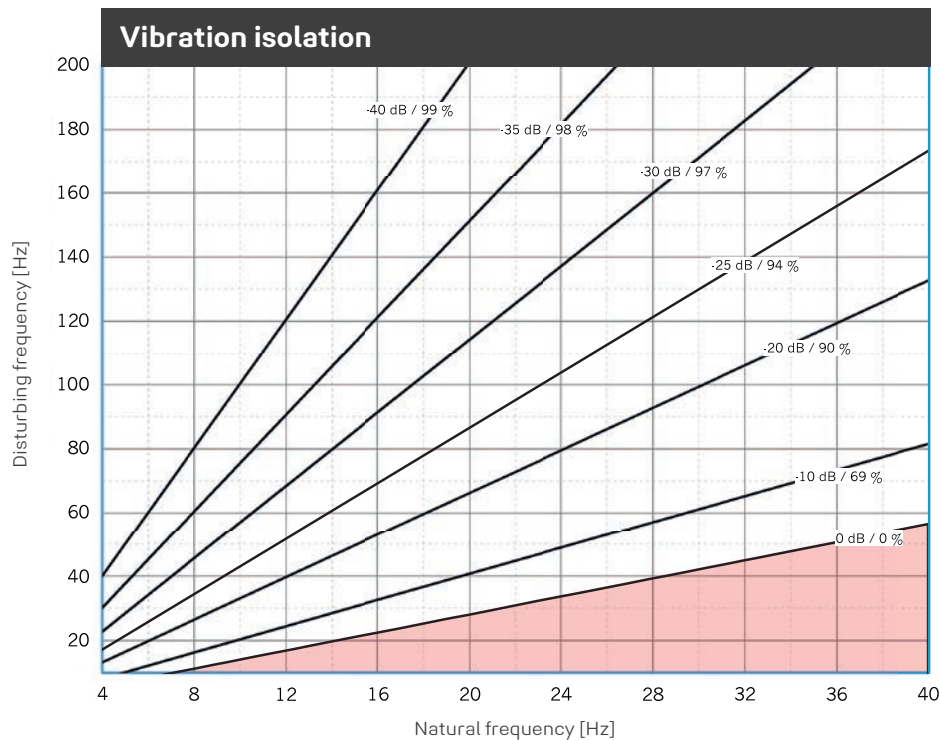
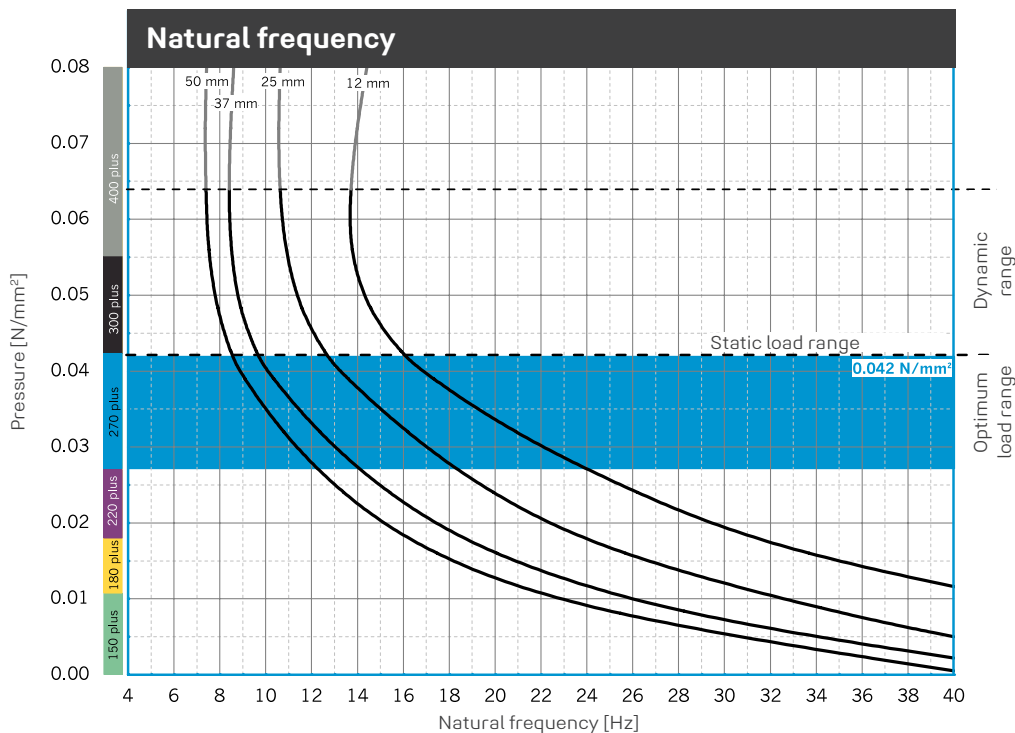
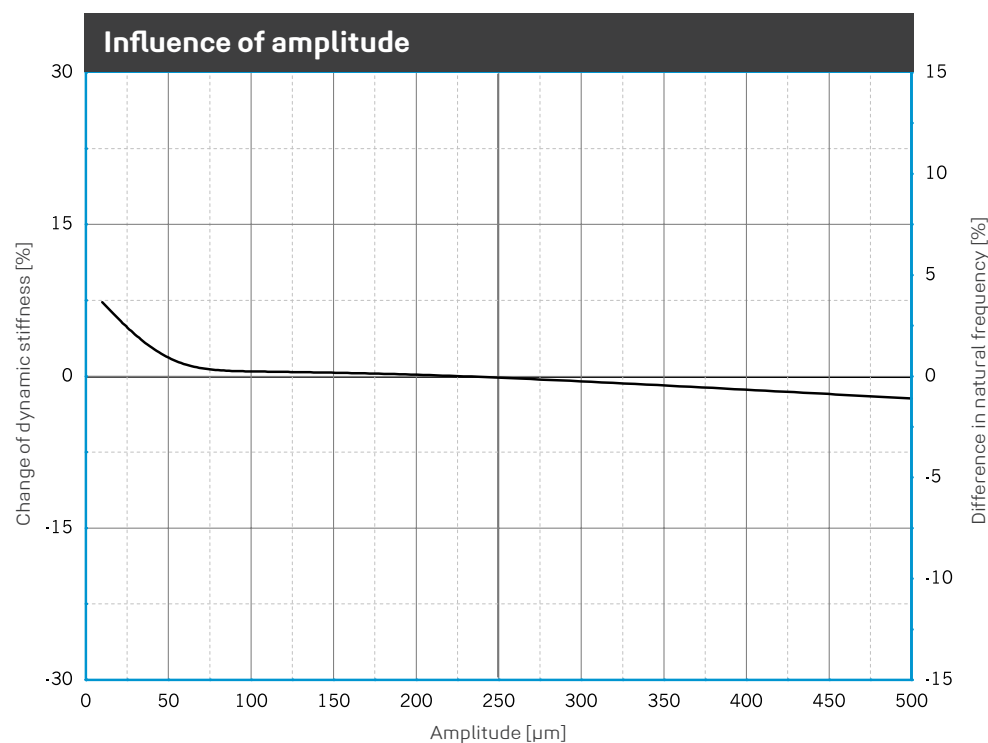


Illustration of the isolation efficiency of a single-degree-of-freedom system (SDOF system) on a rigid base with **REGUFOAM vibration 270plus**. Parameter: power transmission (insertion loss) in dB, isolation factor in %.

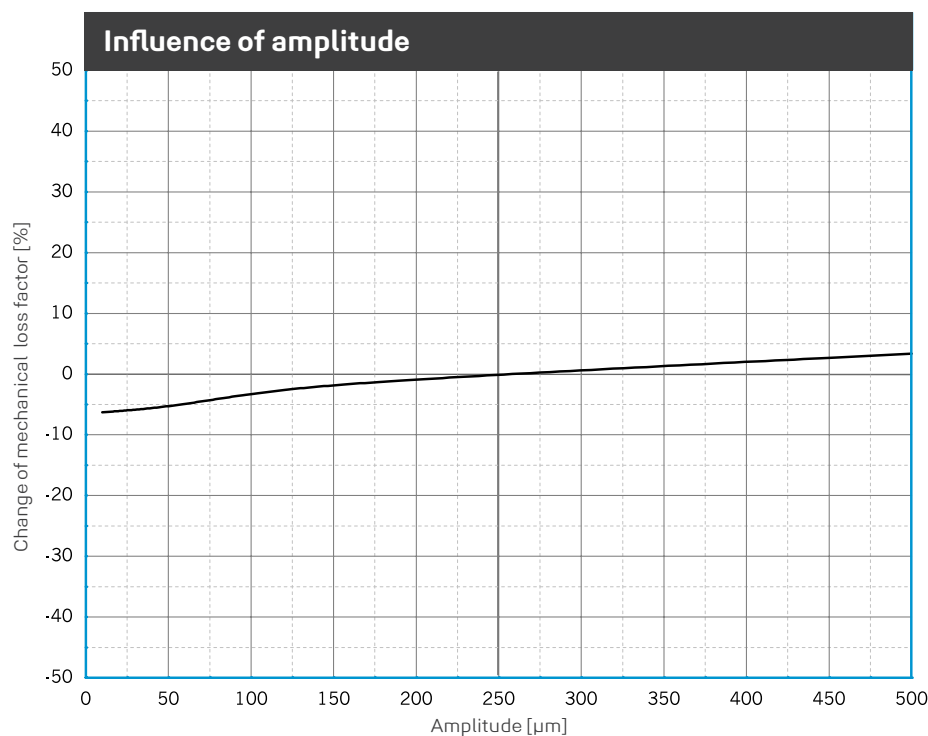


Natural frequency of a single-degree-of-freedom system (SDOF system) considering the dynamic stiffness of **REGUFOAM vibration 270plus** on a rigid base. Dimensions of test specimens 300 x 300 mm.

REGUFOAM VIBRATION 270PLUS



Change of the dynamic stiffness due to changes in amplitudes. Average for 5 Hz, 10 Hz and 40 Hz excitation. Sinusoidal excitation at a constant mean load of 0.042 N/mm², dimensions of the specimens 300 x 300 x 25 mm. Natural frequency of a single-degree-of-freedom system (SDOF system) on a rigid base.



Change of the mechanical loss factor due to changes in amplitudes. Sinusoidal excitation at a constant mean load of 0.042 N/mm², dimensions of the specimens 300 x 300 x 25 mm.

REGUFOAM VIBRATION 270PLUS

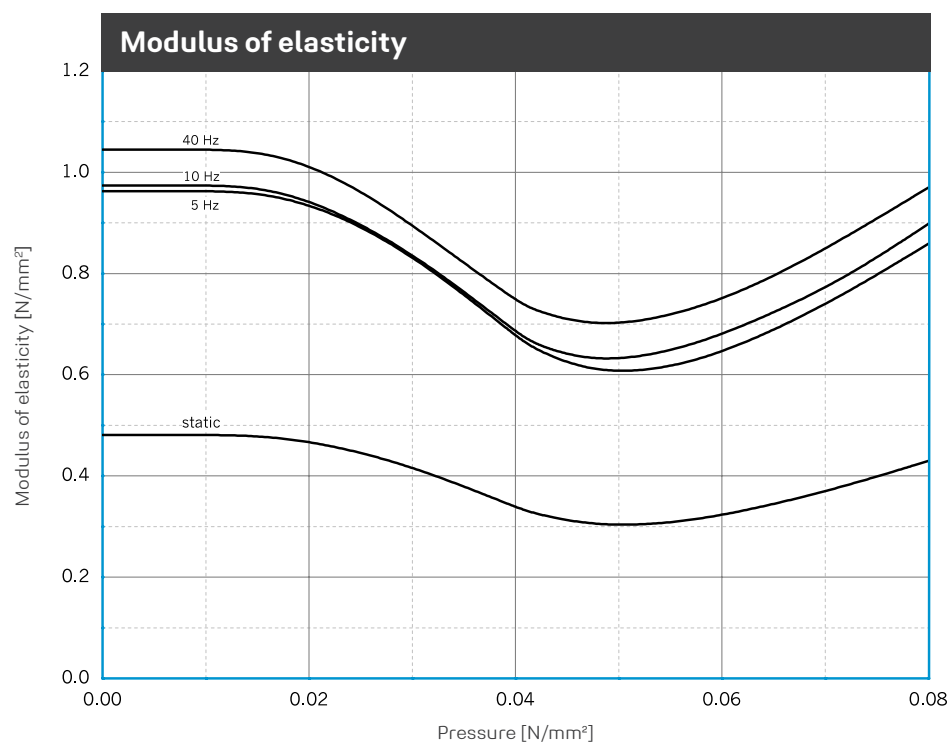


Illustration of the dynamic modulus of elasticity for sinusoidal excitation at a constant mean load and an amplitude of ± 0.25 mm. Dimensions of specimens 300 x 300 x 25 mm; static modulus of elasticity as a result of the tangent modulus of the spring characteristic. Tested in accordance with DIN 53513.

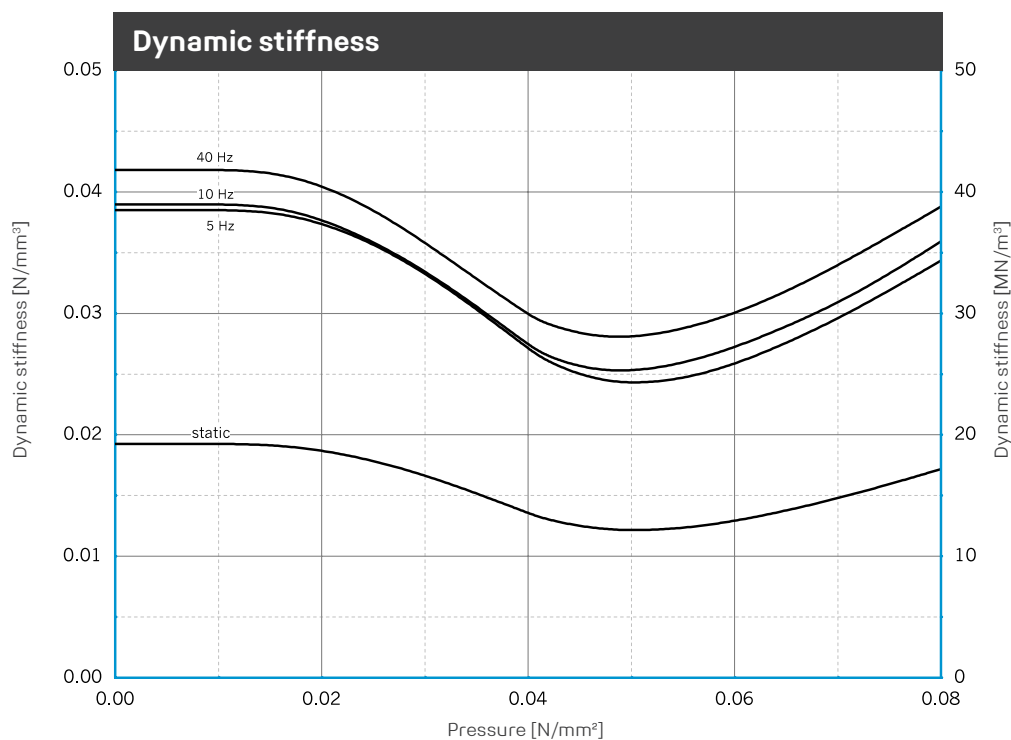
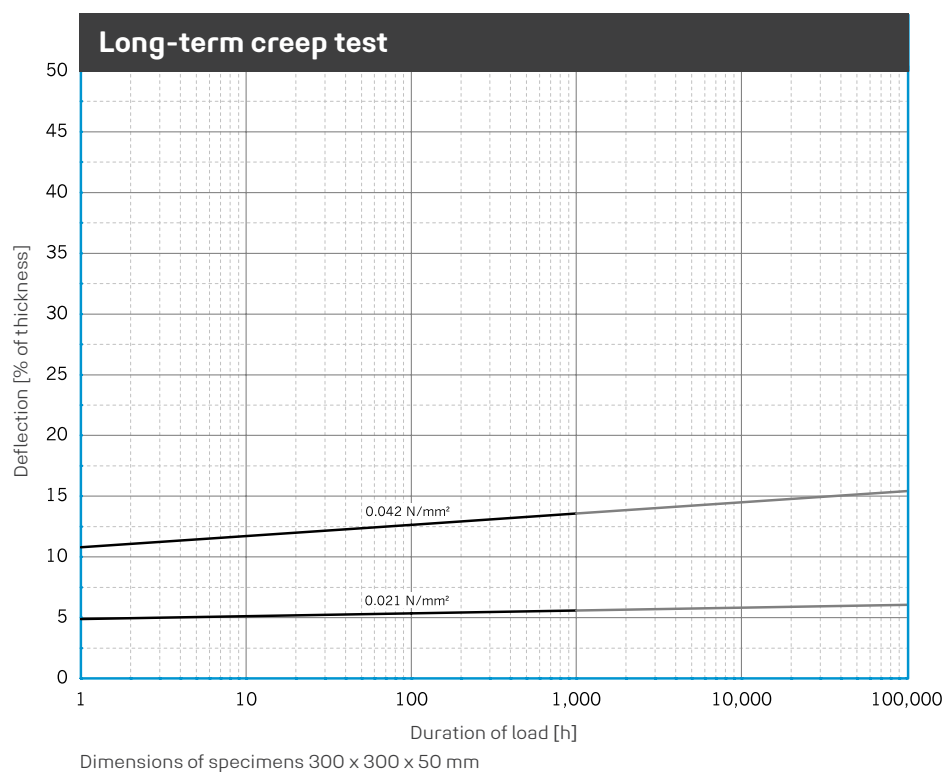


Illustration of the dynamic stiffness for sinusoidal excitation at a constant mean load and an amplitude of ± 0.25 mm. Dimensions of specimens 300 x 300 x 25 mm; static stiffness as a result of the tangent modulus of the spring characteristic. Tested in accordance with DIN 53513.

250	990plus
0.85	810plus
0.60	740plus
0.45	680plus
0.30	570plus
0.22	510plus
0.11	400plus
0.055	300plus
0.042	270plus
0.028	220plus
0.018	190plus
0.011	150plus
0.00	

N/mm²

REGUFOAM VIBRATION 270PLUS



IMPORTANT:

The information provided within this document is believed correct and to the best of our available knowledge at its revision date and is provided as suggestion for safe handling, storage, transportation, use and disposal.

The information should not be considered obligation in respect of warranty of (technical) performance, quality (specification) or suitability for any application or design. The customer must satisfy themselves the product (or draft specification) are relevant and suitable for their need and design intent. Prospective users should test a sample of product under their own conditions to satisfy themselves of its suitability for intended purpose and that expert advice be sought where different applications are contemplated.

Due to our policy of continuous improvement we reserve the right to alter or amend published specification or design without prior notice. Reproduction of any part of this publication in any manner is not permitted without our prior written consent.

Comment on tolerances: All technical values correspond to our current state of knowledge and are to be understood as reference values only. These values can be subject to considerable variabilities due to production and/or material reasons as well as due to outside influences (temperature, humidity etc.). Thus special agreements on material parameters might be necessary on a case-by-case basis.